

WBH-LED/DS EXIT

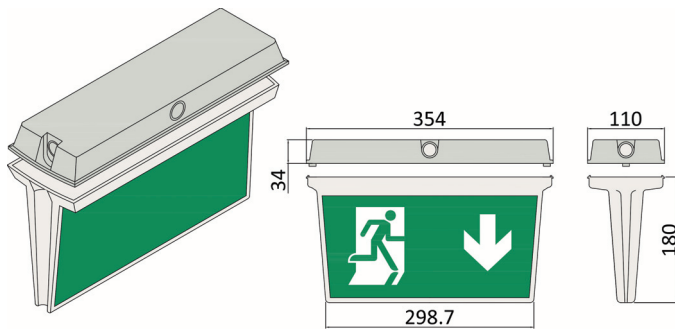


DESCRIPTION

Double sided IP65 rated polycarbonate housing with ISO legends.
Maintained LED.

SPECIFICATIONS


WBH-LED/DS Exit (add options from icons).




SPECS AND OPTIONS

F	EN 60598-2-22 COMPLIANT	CE	230V 50Hz	Temp. range 5°-50°C
EN 60598-2-22 COMPLIANT	GLOW-WIRE 850°C	IP65	MODE M	LED INSIDE
DALI OPTIONAL	CBS OPTIONAL	PC	NiCd	WARRANTY 5 YR
WARRANTY 3 YR BATTERY	BATTERY NiCd	INPUT VA 10.0	3.6V 1.6Ah Type "S/C" NiCd	30M

ISO LEGEND OPTIONS



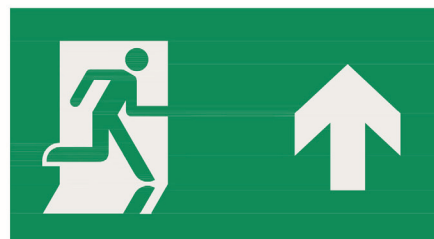
202



203



205



206